



ACCelli 2-CARE[®]

TRAINING COURSES



ask for a free consultation



What is A.Celli Academy?

A.Celli Academy is a service offered by the **2-CARE® Customer Care** department that organizes and carries out **dedicated and customizable training programs for technicians and line operators**, in a training class taught by A.Celli specialists.

Our teachers are able to offer all the necessary tools through first-rate training experiences, both **theoretical and practical, in groups or individually.**

What can A.Celli Academy do for you?

- Share the **knowledge and skills** of our experienced technicians.
- Give you in-depth knowledge of production plants, to **get the most out of your machinery.**
- Give you the tools to identify the best resources to **improve your own specific machinery.**
- **Supply you with educational materials** useful for improving the performance of machines in terms of efficiency and productivity, while reducing maintenance and downtime.

Our courses focus on identifying solutions and practical demonstrations, presenting daily problem solving techniques and best practices in the industry.

■ **No OF COURSES: 12**

■ **TARGET AUDIENCE: technicians, operators, maintenance, process, service**

■ **LENGHT OF THE COURSES: 1 or 2 full days**



Why choose us?



TAILOR-MADE TRAINING

Our team of experts is at your disposal to identify the training path that best fits your company's specific needs. We offer the possibility to customize the content of each training activity, ensuring a focused and practical learning experience that responds to the real operational requirements of your staff.



MAXIMUM FLEXIBILITY: CHOOSE WHERE TO TRAIN

A.Celli courses can be delivered in different formats to best suit your organizational needs:

- At our headquarters
- Directly at your production site, to train your personnel in their actual working environment



OUR TRAINING CENTER

Our facility includes modular, flexible classrooms alongside a dedicated lab area. We are equipped with machines representative of our production range and specific spaces for hands-on activities, operational testing, and maintenance.

Our courses cover a wide range of processes and machines involved in nonwoven fabric production, with a particular focus on end-of-line operations – from winding and rewinding to the handling of finished rolls.



SPECIALIZED TRAINERS

A.Celli selects skilled and dynamic professionals, specialized in the use and management of our industrial systems. Our trainers are constantly updated on the latest products, technologies, and methodologies, ensuring the transfer of knowledge that is always current and relevant.

Our team is committed to continuous improvement:

“Every piece of feedback received from participants is analyzed and turned into concrete actions to constantly optimize the quality of our training offer.”

– A.Celli Academy Team




ask for a free consultation



ACelli

www.acelli.it



SAFETY: A CORE VALUE

For A.Celli, safety is a non-negotiable priority. Every training activity includes specific content related to operational safety, ensuring that all participants gain the skills necessary to correctly apply safety procedures in their daily work.



CERTIFICATE OF ATTENDANCE

At the end of each training course, every participant will receive an official certificate attesting to their attendance and the skills acquired during the training activities.



TRAINING FUNDING OPPORTUNITIES

The training programs in our catalog can be financed through interprofessional funds, using the contributions transferred from INPS to the relevant funds. By activating a dedicated training project, it is possible to obtain partial or full coverage of the training costs.



REQUEST INFO AND/OR BOOK A COURSE

CONTACTS

A.Celli Academy
Email: academy@acelli.it

HOW TO REACH US

A.Celli Nonwovens S.p.A.
Via Romana Ovest 252
55016 Porcari, Lucca – Italy



ask for a free consultation



www.acelli.it

ACelli




Winding and Rewinding School

1 DESCRIPTION

We will introduce Winding, Rewinding and Electronic Controls concepts in order to obtain the best quality roll, improve productivity and reduce costs. Courses can be tailored according to your requests, with practical sessions on your machines and specific topics based on your production.

2 KEY POINTS

- Torque, Nip, Tension
- Winding & Rewinding
- Reel Defects
- How to Make a Good Roll
- Technology & Functions
- Avs
- Load Cells Control
- Synchronous Angular Control
- Taper
- NIP Control
- Differential Torque
- Soft Start
- Torque Control
- Automatic Draw Calculation
- Practical Sessions

 **TIME:** 1 day, 2 sessions of 4 hours

 **GOALS:**

- Understand the basic notions of winding and rewinding process
- Obtain best reels quality
- Know the main methods of Troubleshooting

 **NOTE:**

All training courses can be customized based on the specific needs of the single company.



ask for a free consultation



ACelli

www.acelli.it




Slitting School

1 DESCRIPTION

This course will describe our cutting system focusing on fundamental concepts in order to optimize cuts, maintain the blades, improve productivity and reduce costs. Courses can be tailored according to your requests, with practical sessions on your machines and specific topics based on your production.

2 KEY POINTS

- Cutting System
- Blade Run Out
- Effects of Side Loading
- Knife Care & Settings
- Knife Dismantling
- Cutting Point & Angle
- Blade Side Load
- Blade Angles Effects
- Counter Knife Care
- Main Rewinder Maintenance
- Knife Setting: Overlaps
- Blade Wear Troubleshooting
- Blade Wear
- Blade Regrinding
- Offset Settings

 **TIME:** 1 day, 2 sessions of 4 hours

 **GOALS:**

- Understand the basic notions of the cutting process
- Correctly set your cutting system
- Maintain your slitting section
- Ensure a longer life to your cutting system



NOTE:

All training courses can be customized based on the specific needs of the single company.



ask for a free consultation



www.acelli.it

ACelli




Spooling School

1 DESCRIPTION

We will introduce the fundamental concepts of spooling winding with the aim of obtaining the best bulky and narrow format reels. The courses can be tailored according to your requests, with practical sessions on your machines and specific topics based on your production.

2 KEY POINTS

- Machine Description
- Machine Process
- Machine Sections
- Web Path
- Spooling Process
- Unwinder Description
- Slitting System Description
- Spooling Winding Parameters
- Spooling Heads Description

 **TIME:** 1 day, 2 sessions of 4 hours

 **GOALS:**

- Learn the fundamental Spooling concepts
- Optimize machine functionality, productivity and calibration
- Find out how to obtain best quality reels



NOTE:

All training courses can be customized based on the specific needs of the single company.



ask for a free consultation



ACelli

www.acelli.it




Lamination School

1 DESCRIPTION

We will introduce the concepts of lamination in order to obtain the best quality roll, improve productivity and reduce costs. The courses can be tailored according to your requests, with practical sessions on your machines and specific topics based on your production.

2 KEY POINTS

- Tension, Nip and Torque
- Winding & Rewinding
- Motors and Adjustments
- Lamination line speed references
- Tension Control in Lamination
- Tension of Different Materials
- Print Step Reading and Checks
- Cuts Adjustments on Winder
- Automatic Change on Winder
- Synchronized Change
- Rules of Web Handling
- Web Handling Roller Alignment
- Troubleshooting Change

 **TIME:** 1 day, 2 sessions of 4 hours

 **GOALS:**

- Learn the basic notions of the lamination process
- Obtain the best quality reels
- Know the main methods of Troubleshooting

 **NOTE:**

All training courses can be customized based on the specific needs of the single company.



ask for a free consultation



ACelli

www.acelli.it



SLITTING




Slittomatic School

1 DESCRIPTION

This course will describe our automatic slitting units positioning system focusing on fundamental concepts in order to optimize cuts, improve productivity and reduce costs. The course is open to engineering, production and maintenance professionals, maintenance supervisors, field and plant personnel.

2 KEY POINTS

- Slittomatic Pages Description
- Algo Software Description
- Offset Adjustment
- Testing and Training
- Recipe Management
- Manual Control Menu
- Knife Life Management
- Positioning Recipe Upload
- Positioning Menu
- Alarm Troubleshooting

 **TIME:** 1 day, 2 sessions of 4 hours

 **GOALS:**

- Correctly set and use your Slittomatic System
- Maintain your slitting section
- Ensure a longer life to your cutting system



NOTE:

All training courses can be customized based on the specific needs of the single company.



ask for a free consultation



ACelli

www.acelli.it




Robot School

1 DESCRIPTION

This course is designed for operators, programmers and maintenance professionals who want to correctly use our Robot System to optimize efficiency, speed, quality and safety of the Packaging/Shaft-Core Handling process.

2 KEY POINTS

- General Description
- Robot Jogging
- Logic Instructions
- File Menu
- Teach Pendant
- Program Creation
- Program Cancellation
- Alarms & Resets
- External Communication
- Movement Instructions
- Program Modification

 **TIME:** 2 days, 4 sessions of 3 hours

 **GOALS:**

- Get confidence with robot interface
- Operate the Robot
- Reduce machine downtime, increase quality
- Work safely



NOTE:

All training courses can be customized based on the specific needs of the single company.



ask for a free consultation



ACelli

www.acelli.it




Packaging School

1 DESCRIPTION

This course is designed for operators, programmers and maintenance professionals who want to properly use our packaging system to optimize process efficiency, speed, quality and safety.

2 KEY POINTS

- Machine ID Data & Description
- Emergency Stop Devices
- Control Box Description
- Alarm and Fault List
- Safety Devices
- Cleaning Procedures
- Process Function
- Automatic and Manual Mode
- Fixed and Mobile Guards
- Operator Panel Page Description
- Defect Management

 **TIME:** 1 day, 2 sessions of 4 hours

 **GOALS:**

- Get confidence with packaging system
- Reduce machine downtime and increase quality
- Work safely



NOTE:

All training courses can be customized based on the specific needs of the single company.



ask for a free consultation



ACelli

www.acelli.it




AGV School

1 DESCRIPTION

We will introduce AGV concepts and functions in order to optimize roll handling and loading. The courses can be tailored according to your requests, with practical sessions on your machines and specific topics based on your production.

2 KEY POINTS

- Definition and Description
- Safety Devices
- Running Procedures
- Troubleshooting
- Navigation Systems
- HMI Interface
- Electrical Components
- AGV Maintenance
- Land Equipment
- Manual and Automatic Mode
- Mechanical Components
- Practical Exercise

 **TIME:** 2 days, 4 sessions of 4 hours

 **GOALS:**

- Understand AGVs and how to properly use them
- Optimize machine functionality
- Achieve the best performance



NOTE:

All training courses can be customized based on the specific needs of the single company.



ask for a free consultation



ACelli

www.acelli.it




Printing School

1 DESCRIPTION

We will introduce the fundamental concepts of the printing process in order to obtain the best printing quality. The courses can be tailored according to your requests, with practical sessions on your machines and specific topics based on your production.

2 KEY POINTS

- Fundamentals of Flexo Printing
- Calibration of Platemaking
- Drying Systems
- How to Make a Good Print
- Definition of the Process
- Inking System of Flexo Form
- Web Tension Control
- Print Defects
- Plate preparation
- Calibration of Platemaking
- Repeat Length Control

 **TIME:** 1 days, 2 sessions of 4 hours

 **GOALS:**

- Understand the basics of printing on spunbond and breathable film
- Achieve the best printing quality
- Know the main Troubleshooting methods



NOTE:

All training courses can be customized based on the specific needs of the single company.



ask for a free consultation



ACelli

www.acelli.it




Electrical and Software Maintenance School

1 DESCRIPTION

This course is designed to benefit those working in maintenance that desire to increase their knowledge of electrical and software maintenance standards and practices. The course is open to electrical engineering and maintenance professionals, plant electricians, electrical maintenance supervisors, field and plant personnel.

2 KEY POINTS

- Wiring Analysis
- Network Setup
- Diagnostics Via Software
- Hardware Configuration View
- PLC Software Configuration
- Winder Hardware Configuration
- PLC Hardware Diagnostics
- Online PLC Connection
- Diagnostics Buffer
- Drive Alarms
- Rewinder Hardware
- Fault Resolution
- PG/PC Interface
- CPU messages
- Backup PLC, Drive & HMI

 **TIME:** 1 day, 2 sessions of 4 hours

 **GOALS:**

- Acquire the basis to understand a PLC/Drive program.
- Learn how to design and implement a cost-effective electrical and software maintenance schedule.
- Learn how an A.Celli program is structured and how to use it



NOTE:

All training courses can be customized based on the specific needs of the single company.



ask for a free consultation



ACelli

www.acelli.it




Maintenance School

1 DESCRIPTION

This course is intended for those working in maintenance who wish to deepen their knowledge of maintenance standards and practices. The course is open to maintenance professionals and field and plant personnel.

2 KEY POINTS

- Lubrication
- Maintenance of Cross Cut Group
- Offset Calibration
- Maintenance of Winding Shafts
- Replacement of Flat/Toothed Belts
- General Periodic Checking
- Hydraulic Unit
- Maintenance of Knives/Counterknives

 **TIME:** 1 days, 2 sessions of 4 hours - 4 hours on-site with practical examples

 **GOALS:**

- How to implement a cost-effective standard maintenance schedule
- Understand the basis of standard maintenance on A.Celli machines

 **NOTE:**

All training courses can be customized based on the specific needs of the single company.



ask for a free consultation



www.acelli.it

A.Celli




Winding & Slitting School

1 DESCRIPTION

We will introduce the fundamental concepts of winding and slitting in order to obtain the best quality roll, improve productivity and reduce costs. The courses can be tailored according to your requests, with practical sessions on your machines and specific topics based on your production.

2 KEY POINTS

- Tension, Nip and Torque
- Winding & Rewinding
- How to Make Good Rolls
- Technology and Functions
- Load Cells Cutting System
- Knife Settings
- Blade Run Out: Radial & Axial
- Blade Side Load
- Main Rewinder Areas
- Knife Maintenance
- Knife Settings
- Counter Knife Maintenance
- Offset Settings
- Blades Regrindings and Fundamentals

 **TIME:** 2 day, 4 sessions of 4 hours

 **GOALS:**

- Learn the basic notions of the winding and cutting process
- Obtain the best quality reels
- Ensure longer life of the cutting system
- Know the main Troubleshooting methods



NOTE:

All training courses can be customized based on the specific needs of the single company.



ask for a free consultation



www.acelli.it

ACelli




Induction & Onboarding School

1 DESCRIPTION

This course is designed to provide basic training on winding and roll handling machinery for new employees. We will introduce the fundamental concepts of winding and slitting in order to obtain the best quality roll, improve productivity and reduce costs. The courses can be tailored according to your requests and production needs, with practical sessions on your machines.

2 KEY POINTS

- Tension, Nip and Torque
- Technology and Functions
- Blade Run Out: Radial & Axial
- Knife Maintenance
- Offset Settings
- Winding & Rewinding
- Load Cells Cutting System
- Blade Side Load
- Blades Re grindings and Fundamentals
- How to Make a Good Roll
- Knife Settings
- Main Rewinder Areas
- Counter Knife Maintenance

 **TIME:** 2 day, 4 sessions of 4 hours

 **GOALS:**

- Learn the basic notions of the winding and cutting process
- Obtain the best quality reels
- Know the main Troubleshooting methods

 **NOTE:**

All training courses can be customized based on the specific needs of the single company.



ask for a free consultation



ACelli

www.acelli.it

More information

Scan the QR code to request information or for any other questions.

SCAN ME





ask for a free consultation



ACelli